




# Digital Photo Editing Software


## *Simple editing software:*


- **Picasa 3** – download at [www.picasa.com](http://www.picasa.com). Click on the  button. This software works well to crop and make minor adjustments – especially good for getting rid of red-eye and minor blemishes
- Software that comes with your camera
- **Microsoft Paint** – comes with Windows XP or Vista

## *More advanced editing software:*

- **PhotoScape** – download at [www.photoscape.org](http://www.photoscape.org) and click on the  at the top of the page. Lots of features and easy to use, including frames and objects.
- **PhotoPlus** – download at [www.freerifsoftware.com](http://www.freerifsoftware.com) and click on the download now button under Cool Photos. This will take you to another download page. Click on the Download PhotoPlus SE for the free edition.

- **Paint.net** – download at [www.getpaint.net](http://www.getpaint.net) and click on the  **Paint.NET v3.36** in the

upper right corner of the screen. Then click on  or one of the other download now buttons. Click on Download Now to start the download. This is much more extensive than the paint program that comes with Windows. This is a very watered-down version of GIMP or Photoshop Elements.

- **PhotoFiltre** – download at [photofiltre.free.fr](http://photofiltre.free.fr) (do not enter the www). Click on English. Click Downloads on the left menu. Click on English Version to download. Nice editor that is very easy to use. Lots of filtering and masking.
- **GIMP2** – download at [www.gimp.org](http://www.gimp.org). Click on  and then click on Download Gimp – Installer for Windows if you have windows. This is a very extensive editor similar to Photoshop elements. There is a steep learning curve, however.
- **VicMan's Photo Editor** – download at [www.vicman.net](http://www.vicman.net). Scroll down to VWC VicMan's Photo Editor and click on Download Free. You will get a screen asking for your name, etc. You can just click the [Click here if you don't want to enter your personal information](#) to start the download. This is a pretty good editor. The best feature is the tolerance option that allows you to select and change or delete the background in a picture.
- **Light Artist** – download at [www.vicman.net](http://www.vicman.net). Scroll down to Light Artist and click on Download Free. You will get a screen asking for your name, etc. You can just click the [Click here if you don't want to enter your personal information](#) to start the download. Lots of great lighting effects for your photos.