

Borrow
Library eBooks
For

Phone

Tablet, &
Kindle Fire

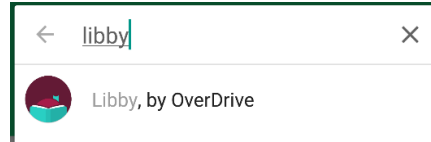


the new and improved **Overdrive** app
for your eBooks & audiobooks

Using Libby by OverDrive



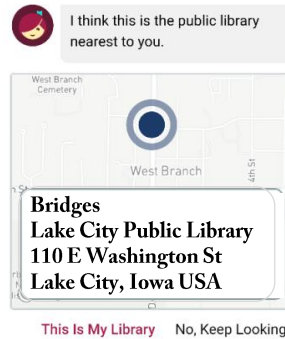
In your app store, search for
Libby, by OverDrive.



Install and open the app.

“Do you have a library card?”
Tap **Yes.**

Search for
Lake City
Public Library
by name, zip
code or let
Libby guess
using your
phone GPS.



Bridges is what we call our
digital book collection! It's
powered by a brand called
OverDrive (you may have heard
of it before).

Do you want to read in the **Libby** app
or on a separate **Kindle** device?
We recommend reading right in the
Libby app unless you're already used
to Kindle. Libby will let you choose your
format when you open a new book.

Tap on **Sign In With My Library
Card.**

BACK



Let's take a moment to sign into
your **Bridges** account. Where do
you use your library card?



Lake City Public Library

Choose Another Location

I Would Like A Library Card

Skip This Step

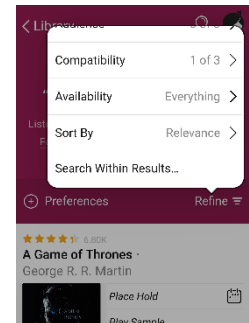
•Scroll down and select **Lake City
Public Library** from the list, then
enter your library card information.
Click on **Login**

Please enter your library patron number:

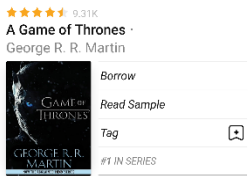
Login

Sign in and click **Next** to enter the
library!

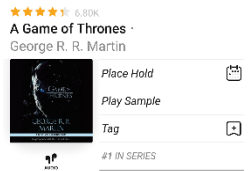
You may search for
specific books or
browse by collection.
Use **Preferences** or
Refine to indicate
audio or ebook only,
or to search for
items that are
Available Now.



Preferences change the settings for every
search you do, while **Refine** changes only
your current list of search results.



Books that are available to download will have a **Borrow** button next to the cover.



If someone else is reading it, feel free to click **Place Hold**.

Audiobooks are indicated with an **earbuds icon** under the book cover!



Look in the corner for the **Libby** icon to find your notification preferences and more settings. Also look for an **Actions** button on certain screens.



Tag lets you save items for later or create your own lists without checking anything out or placing a hold.

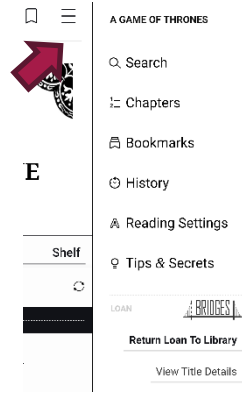
Make sure to click **Borrow!** on the next screen to begin your download.



You can change your download settings from your **Shelf**.

From here you may choose **Open Book** to begin reading or keep browsing for more books!

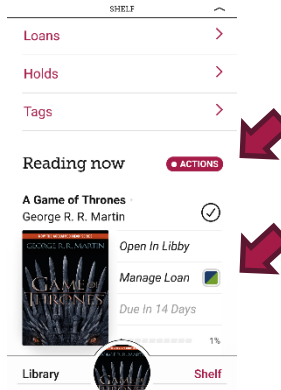
Tap the right side of the screen or swipe from right to left to turn the page.



Touch the center of the page, then the icon with three bars to access your **Reading Settings**. You can make the text bigger or change the background color if you're reading at night!

Check **Tips & Secrets** for more!!


On your **Shelf**, you can see all the books you have checked out, renew or return them.



You can also change basic app settings, track your holds, and see tons of other information.

Books are automatically deleted in 14 days, unless you renew or return them early. If you want to check out the same book again, Libby will remember where you were before.

Please note: **audiobooks** may take several minutes to download, so give them time before disconnecting from wifi or data. A checkmark will appear when they're ready!



110 E. Washington St.
Lake City, IA 51449

Library Hours

Monday 12:30PM-5:30PM
Tuesday-Thursday 9AM-7PM
Saturday 9AM-Noon
Friday 12:30PM-5:30PM

Phone: 712-464-3413
Fax: 712-464-3226
Email: director@lakecity.lib.ia.us

Website: www.lakecity.lib.ia.us
Facebook: Find our library page, children's page and teen page at Lake City Public Library Iowa

eBook & audiobook borrowing

3 titles per Person
Borrow for up to 14 days
No overdue fees